



NETCO ENERGY PRODUCTS, INC.


UNPARALLELED SERVICE | COMPETITIVE PRICES | SUPERIOR PRODUCTS

# STUFFING BOXES

*BIG SERIES DOUBLE PACK + DOUBLE PACK*

## FEATURES

- Pressure Ranges from 1,500 - 5,000 PSI
- Accepts CONE and DOME style packing
- Pollution control lug compatible
- Sizes 2" LP to 3.5" EUE
- Uniform packing pressure with easy adjustment





NETCO ENERGY PRODUCTS, INC.

UNPARALLELED SERVICE | COMPETITIVE PRICES | SUPERIOR PRODUCTS

# ROD ROTATORS

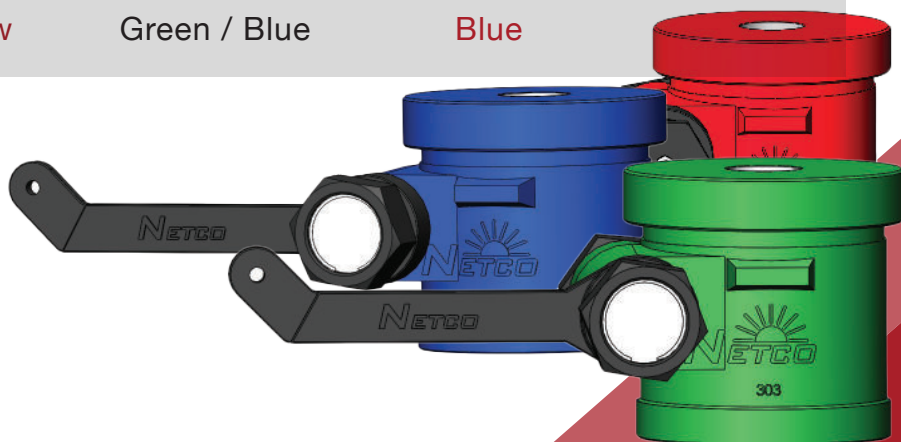
## FEATURES

- Heavy load capacity (one-way rotational bearing) designed for high torque capacity applications
- Load ranges from 40,000-50,000 lbs
- Both slow-gear and regular configurations available
- Accepts polished rod sizes from 1 1/8" to 1 3/4"

## SPECS

PRODUCT	302 / 302SG	303 / 303SG	403SG
Rated Load	40,000 lbs.	40,000 lbs.	50,000 lbs.
Pull per Revolution <i>(Slow Gear / Regular)</i>	77/154	77/154	77*
Mechanical Actuator Type	Ratchet	One Way Bearing	One Way Bearing
Weight	47 lbs.	48 lbs.	49 lbs.
Height	6 <sup>3/8</sup> in.	6 <sup>3/8</sup> in.	6 <sup>7/8</sup> in.
Torque	300 ft/lb.	300 ft/lb.	300 ft/lb.
Identifying Color <i>(Slow Gear / Regular)</i>	Red / Yellow	Green / Blue	Blue

\*403SG only comes in Slow Gear Configuration.






NETCO ENERGY PRODUCTS, INC.

UNPARALLELED SERVICE | COMPETITIVE PRICES | SUPERIOR PRODUCTS

# BLOW OUT PREVENTERS

## FEATURES

- Pressure ranges from 1,5000 PSI, 3,000 PSI, and 5,000 PSI
- Ram materials available in BUNA, VITON, and HSN
- Bi-directional sealing
- Service handles included for all models except 5K
- Accpets polished rod sizes from 1 1/2" to 1 3/4"
- Heavy duty ram blocks provide excellent sealing
- End cap threads allow for quick opening and closing of rams





NETCO ENERGY PRODUCTS, INC.

UNPARALLELED SERVICE | COMPETITIVE PRICES | SUPERIOR PRODUCTS


# FLOW & PUMPING TEES

## FEATURES

- Precision aligned top/bottom thread
- Working pressures: 3,000 PSI and 5,000 PSI
- Multiple thread combinations available, API and NPT
- 1" NPT Bleeder optional
- All sizes meet NACE standards

## SPECS

	BOTTOM THREAD CONFIGURATION	TOP THREAD CONFIGURATION	MAJOR OUTLET CONFIGURATION	BLEEDER PORT
LINE PIPE THREAD SIZES	2", 2 1/2", 3"	2", 2 1/2", 3"	2", 2 1/2", 3"	1" NPT
FLUE THREAD SIZES	2 3/8", 2 7/8", 3 1/2"	2 3/8", 2 7/8", 3 1/2"	2 3/8", 2 7/8", 3 1/2"	1" NPT





NETCO ENERGY PRODUCTS, INC.

UNPARALLELED SERVICE | COMPETITIVE PRICES | SUPERIOR PRODUCTS


# POLISH ROD LUBRICATOR

## FEATURES

- Rugged cast aluminum design
- Easy installation
- Multiple wick sizes available
- Features 2 tie-down chains

## SPECS

<b>OIL CAPACITY</b>	1 Quart
<b>DIMENSIONS (WXH)</b>	5.5" x 6.5"
<b>WICK SIZES</b>	1" through 1 <sup>3/4</sup> "





NETCO ENERGY PRODUCTS, INC.

UNPARALLELED SERVICE | COMPETITIVE PRICES | SUPERIOR PRODUCTS

# POLISH ROD CLAMPS

## INDENTATION CLAMPS

### FEATURES

- Individually hinged single, double and triple bolt options
- Forged steel designs
- Phosphate coated for corrosion resistance

### SPECS

PRODUCT	10D	10T
MAX. LOAD	26,000 lbs.	40,000 lbs.
BOLT TORQUE	225-250 ft-lbf.	225-250 ft-lbf.
POLISHED ROD SIZES	1 1/2" - 1 3/4"	1 1/2" - 1 3/4"
HEIGHT	5"	7 1/2"
WEIGHT	7 lbs.	11 lbs.

